




Cycle B Art and Design and Technology Whole School Autumn 2

	Year 1/2	Year 3/4	Year 5/6
Autumn 2 DT	Puppets 	Seasonal Stockings 	Building Bridges 
	<p>To investigate a range of puppets and their features.</p> <p>To be able to work with fabric to create a finger puppet</p> <p>To develop and practise sewing skills</p> <p>To be able to design a glove puppet.</p> <p>To be able to follow a design to make a puppet.</p> <p>To be able to evaluate a finished product.</p>	<p>To explore and analyse existing products</p> <p>To explore different ways to join fabric using sewing skills</p> <p>To explore different ways to decorate fabric using sewing skills</p> <p>To design a Christmas stocking</p> <p>To use sewing skills to make a Christmas stocking</p> <p>To evaluate a finished product.</p>	<p>To explore ways in which pillars and beams are used to span gaps.</p> <p>To explore ways in which trusses can be used to strengthen bridges.</p> <p>To explore ways in which arches are used to strengthen bridges</p> <p>To understand how suspension bridges are able to span long distances.</p> <p>To develop criteria and design a prototype bridge for a purpose.</p> <p>To analyse and evaluate products according to design criteria</p>